

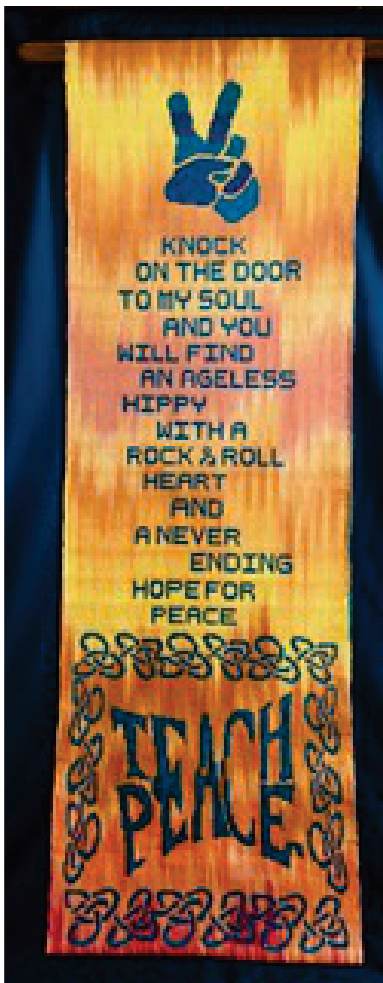


“Double Your Pleasure With Double Weave Pickup”



Complete details on the next page.

Dates: April 3-5

Place: McHenry Farm
Bureau, Woodstock IL.

Wednesday April 3
from 1-4 (following the
guild meeting).

Thursday, April 4 and
Friday April 5, 2024
from 10:00am to 4:00

A 2 1/2 day Weaving Workshop with Linda Arndt

This Workshop is designed to learn the basics of double weave pickup, whether you're looking to weave banners, table runners, or prayer flags. Pickup weaving is not for the fast weaver, who wants to warp the loom and weave their fabric off with speed. It takes concentration and patience. This is a hands on weaving class and the majority of the time will be spent weaving.

Patterns are woven from the bottom up and follow a graphed drawing. If you can graph it, you can weave it.

We will be weaving a graphed Workshop sampler to explore all steps necessary to complete a banner or flag. We also will cover making your own designs with graph paper and how your computer can help speed up the drawing process.

Double Weave Pickup Basics (DWPU)

Pattern Design Basics & project planning.
Starting the Workshop sampler.
Finding and fixing weaving errors.
Finishing touches – Top and bottom.

Weaving Levels: Advanced Beginner and Intermediate
Level of expertise: A beginning weaver who can warp a loom evenly and follow written treadling direction will be able to master the techniques being taught. But this is not a newbie weaver class. The weaver needs some experience having woven a few items.



Participants need: A 4-shaft table or floor loom (preferred) with a 10-dent reed, warped and ready to weave with 8/2 or 10/2 cotton. You will be using a very tight warp, please make sure your loom can take the tension. Instructions for set-up, warping, weft material and other supplies needed will be sent by the end of February.

Maximum number of participants: 15, (minimum 5)

\$100 for Members; \$125 for non-Members, payable at enrollment;

\$7 materials fee for handouts, instructions and PU wires, please pay at beginning of class.

Workshop Payment Policy: The Woodstock Weavers Guild requires payment in full to reserve a space in a Workshop. Material fees, if any, are due the first day of the Workshop. There will be a \$20 fee for check returned for insufficient funds. If an applicant gives notification of cancellation at least four weeks before the start date of the Workshop, a 50% refund will be given. Workshop fee will be forfeited if cancellation is made within the four weeks prior to the Workshop. Make checks payable to: **The Woodstock Weavers Guild.**

If you need to cancel and can find someone to take your place, the payment can be transferred.

**“Double Your Pleasure
with
Double Weave Pickup”**



**Linda Arndt
Workshop
April 3-5, 2024**

Email:

Annie B at: aberssenbrugge@gmail.com
or Claudia W at: claudiafwalter@gmail.com

Bring to meeting or Mail to:
Woodstock Weavers Guild
PO Box 666 Woodstock, IL 60098

*Make sure you read our Workshop
Payment Policy, which you can
read above or on our Website.*

WWG workshop form and Guild contact:

Name: _____

Address: _____

Phone: _____

Email: _____

Type of Loom. Floor _____. Table _____.
